



University of Verona,
School of Exercise and Sport Science,
Laurea magistrale in Scienze motorie preventive ed adattate
(Laurea magistrale in Scienze dello sport e della prestazione fisica)

Metodologia delle misure delle attività sportive

Friday 09/11/2018 15:30÷17

Luca P. Ardigò Ph.D.

Some definitions

- Physiology is the scientific study of function in living organisms;
- Metabolism is the set of life-sustaining chemical transformations within the cells of living organisms (also to support energetically locomotion);
- Bioenergetics is the subject of a field of biochemistry (and physiology) that concerns energy flow through living organisms;
- Energy balance is the biological homeostasis of energy in living organisms;
 - Energy intake = internal heat produced + external work + storage;
- Biomechanics is the scientific study of how living organisms move (including locomotion).

The two sides of the same coin

- Biomechanics is the physics of exercise/sport (mechanics, kinematics, statics, kinetics/dynamics): biomechanics deals with the correct management of motion, force, momentum, levers and balance, to improve technique and reduce injury risk;
- bioenergetics is the chemistry of exercise/sport (exercise/sport metabolism)



Back to (my) February 2006...

Stato dell'arte degli strumenti portatili di misura della spesa calorica della persona ¶

¶

1 Introduzione ¶

¶

→ Personalmente, penso che attualmente non esista sul mercato alcun sistema portatile di misura della spesa calorica della persona obiettivamente valido in tutte le situazioni più comuni. Ciò è dovuto soprattutto all'ancora limitata richiesta assoluta di questo tipo di prodotto, nonostante il suo sentito bisogno – a costi sostenibili – da parte della comunità scientifica (Troost *et al.*, 2005). ¶

¶

Then what?

general introduction

VALIDATION OF A NEW ACCELEROMETER IN ESTIMATION OF $\dot{V}O_2$ DURING TREADMILL WALKING

Cecchinelli F.*°, De Angelis M.*°, Benvenuti P.*°, Zanuso S.**°

* Faculty of Human Movement and Sport Science, Univ. of L'Aquila

+ Faculty of Motor Science, Univ. of Urbino

° Medical Scientific Research Department, Technogym Spa



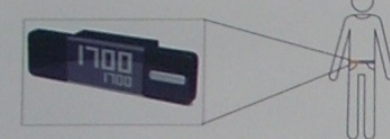
** Dept of Motor Science, Univ. of Padova

INTRODUCTION

Accurate measure of Physical Activity (PA) are required by researchers interested in describing and evaluating the relationship between PA and important health outcomes. (e.g obesity, hypertension, and diabetes). Accelerometers are objective measurement tools that allow researchers to estimate how much energy individuals are expending, as well as to quantify the amount of time spent in different level of PA. Anyway, there is still a big gap between accuracy and ease of use of the available instruments in the market.

AIM

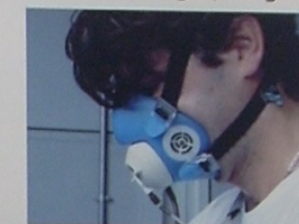
The aim of this study was to assess the accuracy of a new easy to use accelerometer (JK, prototype, Technogym, Italy) in predicting oxygen consumption ($\dot{V}O_2$) during treadmill walking. Furthermore, the impact of gender and some anthropometric variables (weight, height, BMI) on the accelerometer output was studied.



$$\dot{V}O_2 = [(Score/100)+1] \times 3.5$$



VS



METHODS

20 subjects, 10 males (34,1 / ±9,2 yrs; 173,2 / ±5,3 cm; 71,4 / ±9,0 kg), 10 females (28,6 / ±5,3 yrs; 168,9 / ±7,8 cm; 61,2 / ±11,4 kg.),

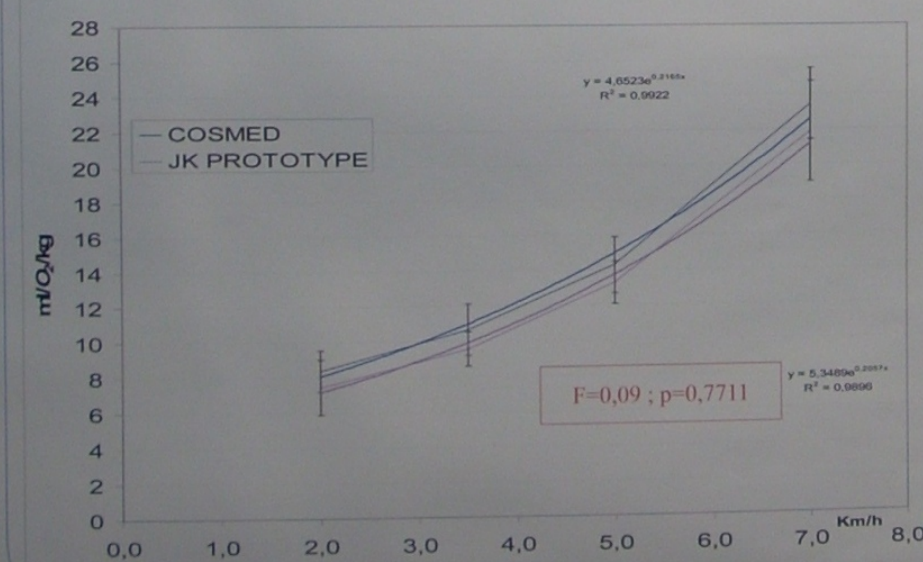


walked for 6 minutes on a professional treadmill (Run 900 Excite, Technogym, Italy) at different speeds (2 - 3,5 - 5 - 7 km·h⁻¹), with incremental recovery periods (3 > 6 min). Simultaneous measurements of body acceleration, with an uni-axial accelerometer (JK), and $\dot{V}O_2$ (Quark b², Cosmed srl, Italy) were performed. Accelerometer was placed at the belt, half way between sagittal plane and right anterior superior iliac spine. A repeated-measures ANOVA was used to detect differences between the estimated and the measured $\dot{V}O_2$ values and to assess the influence of the other variables.

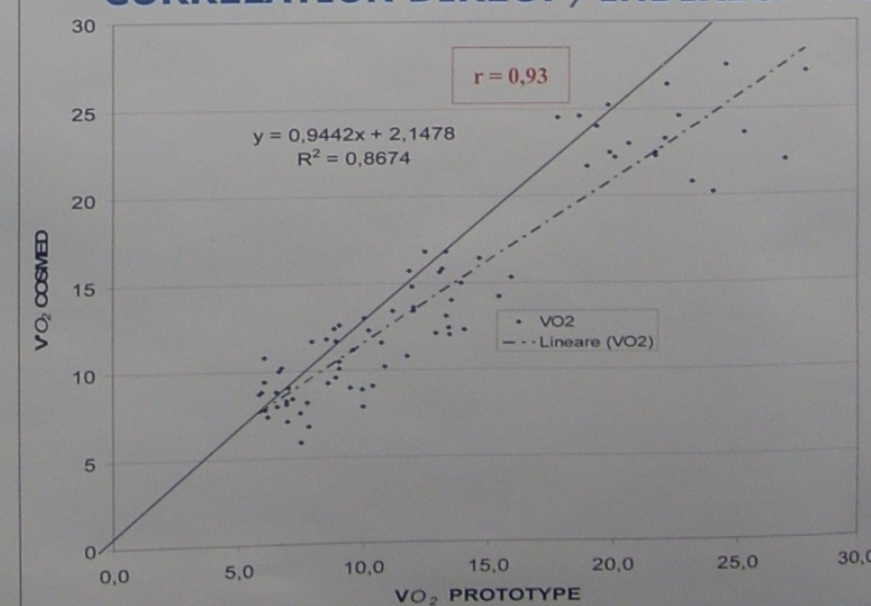
RESULTS

No statistical differences were found between accelerometer-predicted and measured $\dot{V}O_2$. Correlation between $\dot{V}O_2$ values, obtained by direct measurement and accelerometer estimation, showed a $r = 0.93$.

DIRECT & INDIRECT $\dot{V}O_2$ / Speed



CORRELATION DIRECT / INDIRECT $\dot{V}O_2$



Gender, weight, height and BMI did not affect the accuracy of the accelerometer measurements.
GENDER (F=0,02; p=0,8791), HEIGHT (F=0,07; p=0,7884) WEIGHT (F=0,34; p=0,5714) BMI (F=0,35; p=0,5645).

CONCLUSIONS

The prototype tested in this study showed to be valid and accurate in walking $\dot{V}O_2$ prediction, therefore can be useful for assessing PA level of a subject without obtrusive devices. Thanks to its ease of use, this accelerometer can be a useful tool to raise awareness about the level of activity in the subject and to stimulate him to increase it. Further studies are needed to validate the device in other forms of activity such as running and free living condition.

REFERENCES :

1. S. M. Sijtsma et al., Concurrent validity of the PAM accelerometer relative to the MTI Actigraph using oxygen consumption as a reference. *Scand J Med Sci Sports* 2008 Feb 4;
2. G.A. King et al., Comparison of Activity Monitors to Estimate Energy Cost of Treadmill Exercise. *Med. Sci. Sports Exerc.*, Vol. 36, No. 7, pp. 1244-1251, 2004.

The two sides of the same coin/2

- “coin” = any specific exercise/sport action;
physical activity (PA) “side” = biomechanics/
mechanics of action;
metabolic expenditure (ME) “side” = chemistry/
metabolism of action

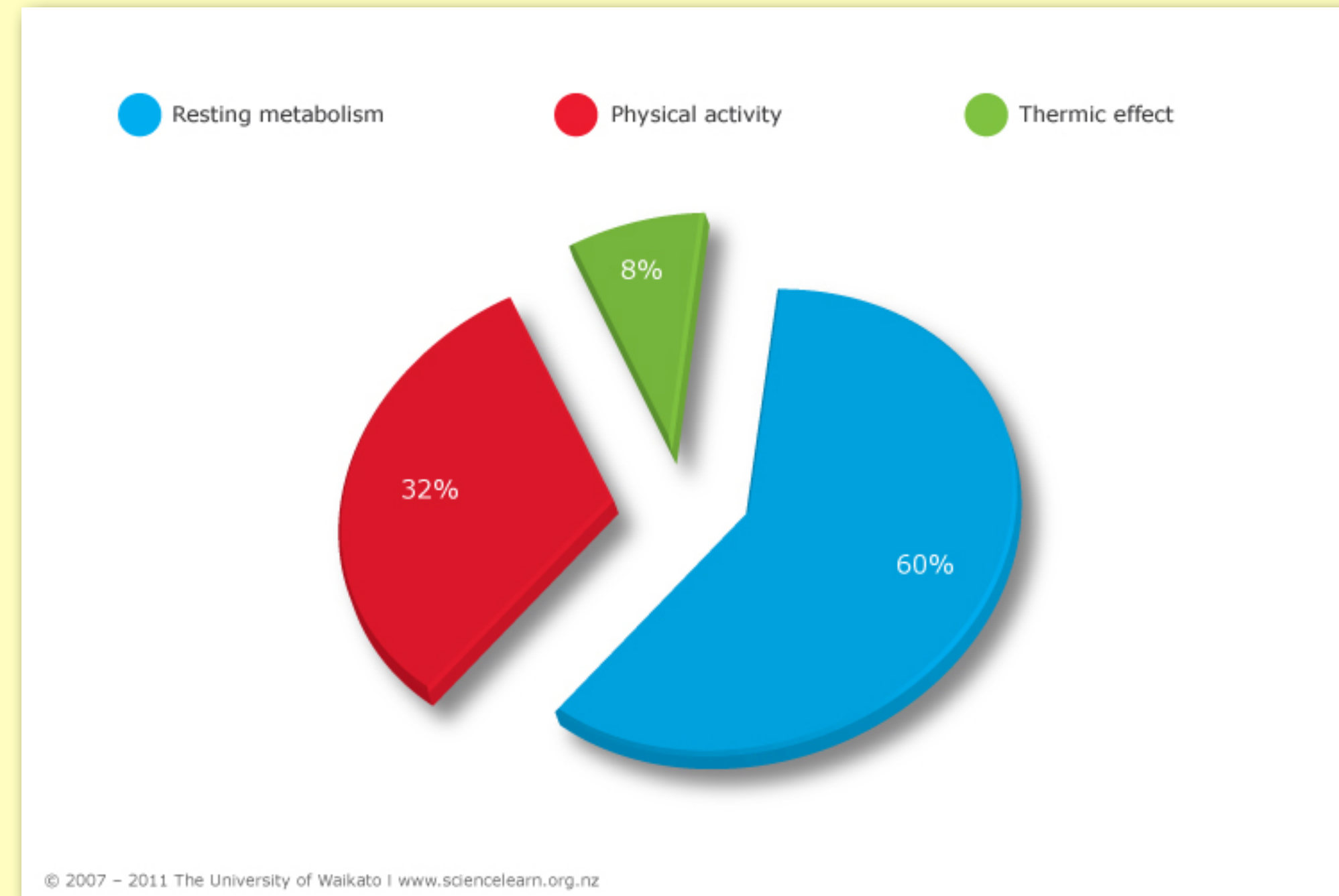


Physical activity

Any bodily movement produced by the contraction of skeletal muscle;
but... isometric contraction?
therefore: bodily movement + isometric contraction = PA

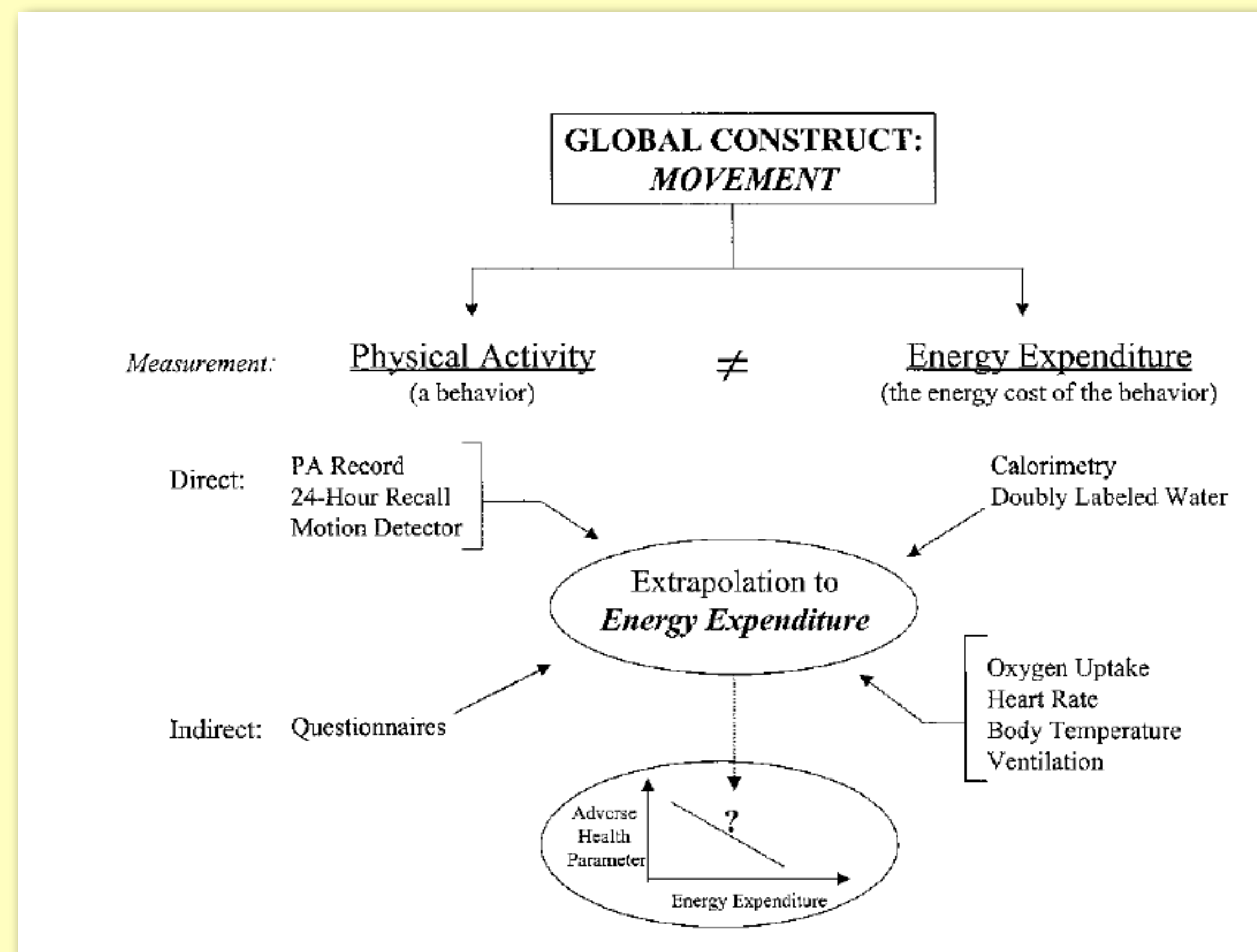


Physical activity requires metabolic expenditure



PA & ME

general introduction



Lamonte et al., 2001

TABLE 1. Methods of assessing physical activity or energy expenditure.

Direct

- Observation
- Room calorimetry (e.g., body heat production)
- Doubly labeled water
- Biomechanical forces
- Acceleration vectors (e.g., accelerometry)
- Motion sensors (e.g., pedometry)
- PA records or diaries, recall interviews

Indirect

- Indirect calorimetry (e.g., O₂ uptake, CO₂ production)
- Physiologic measures (e.g., heart rate, ventilation, temperature, estimated cardiorespiratory fitness)
- PA surveys or questionnaires
- Surrogate reports (e.g., energy intake)

Measures

- accelerometry (counts/u.t.);
- HR:
 - HR (bpm), nHR (bpm), HRR (%);
- $\dot{V}O_2$ (metabolic chamber or open circuit):
 - $\dot{V}O_2$, n $\dot{V}O_2$, PAL.

Schutz et al., 2001

PA & ME

measures

Table 2. Representative values obtained for currently available and proposed new measures to assess physical activity: values are based on two hypothetical subjects of the same sex, age, and height, but different weights and activity levels*

		Subject 1 (lighter, more active)	Subject 2 (heavier, less active)
		Female, age = 40 yr BMI = 25 kg/m ² (67 kg, 1.63 m) REE = 1480 kcal/d (1.0 kcal/min) 24-hr EE = 2150 kcal/d	Female, age = 40 yr BMI = 30 kg/m ² (80 kg, 1.63 m) REE = 1550 kcal/d (1.1 kcal/min) 24-hr EE = 2200 kcal/d
Parameter (units)			
Parameters based on EE or O ₂ uptake			
AEE	Activity EE (kcal/d or kcal/kg · d)	450 kcal/d 6.7 kcal/kg/d	450 kcal/d 5.6 kcal/kg/d
PAL _{EE}	Physical activity level (24-hr EE/REE) (ratio)	1.45 (2150/1480)	1.42 (2200/1550)
PAL _{EEday}	Daytime physical activity level (daytime EE/REE) (ratio)	1.65 (2450/1480)	1.58 (2450/1550)
MET _{EE}	Metabolic equivalent [exercise O ₂ uptake (O ₂ /kg · min)/standard resting O ₂ uptake (O ₂ /kg · min)] (ratio)	3.4 (12.0/3.5)	3.4 (12.0/3.5)
PAR _{EE}	Physical activity ratio (reference exercise EE [kcal/min]/REE [kcal/min]) (ratio)	4.0 (4.0/1.0)	4.5 (5.0/1.1)
ARTE _{EE}	Activity-related time equivalent (min/d) (24-hr EE [kcal/d] · 0.9 – REE [kcal/d])/ (reference exercise EE [kcal/min] – REE [kcal/min])	152 min/d (2150 · 0.9 – 1480)/(4.0 – 1.0)	110 min/d (2200 · 0.9 – 1550)/(5.0 – 1.1)
Parameters based on HR			
HR _{net}	Net HR (beats/d) (average 24-hr HR [beats/ min] – resting HR [beats/min]) · 1440 min/d	21,600 beats/d (80 – 65) · 1440	21,660 beats/d (85 – 70) · 1440
PAL _{HR}	Physical activity level (24-hr HR/resting HR) (ratio)	1.23 (80/65)	1.21 (85/70)
PAL _{HRday}	Daytime physical activity level (daytime HR/resting HR) (ratio)	1.31 (85/65)	1.29 (90/70)
PAR _{HR}	Physical activity ratio (exercise HR/resting (MET _{HR}) HR) (ratio)	1.85 (120/65)	1.86 (130/70)
ARTE _{HR}	Activity-related time equivalent (min/d) (24-hr HR [beats/d] – resting HR [beats/ d])/(reference exercise HR [beats/min] – resting HR [beats/min])	393 min/d (115,200 – 93,600)/(120 – 65)	360 min/d (122,400 – 100,800)/(130 – 70)

* Subject characteristics and physiological data, although hypothetical, are based on actual data of similar subjects studied in our laboratory (14,25). The reference exercise task used for each parameter = steady-state response to bicycle ergometry at 60 rpm, 50-W workload, 4 minutes. Calculation of MET_{EE} is based on assumption that 1 MET = 3.5 mL O₂/kg · min.

Schutz et al., 2001

PA & ME

Direct measures

- pedometry;
- accelerometry;
- $\dot{V}O_2$;
- DLW;
- observation;
- self-report diaries

Indirect measures

- HR;
- anthropometry;
- questionnaires;
- oth. metabolic measures;
- oth. fitness measures

Tudor-Locke et al., 2001

PA & ME

Gold standard

- $\dot{V}O_2$ (middle term);
- DLW (long term);
- observation

Secondary measures

- pedometry;
- accelerometry;
- HR

Subjective measures

- self-report diaries;
- questionnaires

Tudor-Locke et al., 2001

PA & ME

Accelerometry issues

- ->PA;
- activity kind? (e.g., gradient locomotion, cycling);
- specific activity efficiency? ($PA/[ME-rME]$)

Pedometry issues

- ->(most of) PA (i.e., walking);
- other activities?

PA & ME

$\dot{V}O_2$, DLW issues

- \rightarrow ME;
- (mass?);
- specific activity efficiency? ($PA/[ME-rME]$)

Luckily $eff \approx \text{constant}$

- human species;
- walking main activity

HR issues

- \rightarrow ME ($=kHR$);
- \leftarrow external factors (e.g., stress, activity kind);
- latency

Specific measures

Observation issues

- simple, immediate;
- operator, video shooting;
- privacy?
- time taking (post-processing)

Self-report diaries, questionnaires issues

- cheap;
- time taking (post-processing)
- correlation w/DLW higher than HR

Specific measures

Common questionnaires

- Physical Activity Scale for the Elderly (PASE);
- Baecke questionnaire;
- Five-City questionnaire;
- Tecumseh questionnaire;
- Minnesota Leisure Time Physical Activity Questionnaire (MLTPA);
- Framingham questionnaire;
- Yale Physical Activity Survey (YPAS)

Ainslie et al., 2003

Portable devices for measuring physical activity and metabolic expenditure

A HUGE topic!

(01/11/2018 & only
2018) 129 items!!!

Elite athletes' off-training PA



Sedentary Behavior among National Elite Rowers during Off-Training—A Pilot Study

Billy Sperlich^{1*}, Martin Becker², Andreas Hotho^{2,3}, Birgit Wallmann-Sperlich^{4,5}, Mahdi Sareban^{6,7}, Kay Winkert⁶, Jürgen M. Steinacker⁶ and Gunnar Treff⁶

¹ Integrative and Experimental Exercise Science, Institute for Sport Sciences, University of Wuerzburg, Wuerzburg, Germany,

² DMIR Research Group, University of Wuerzburg, Wuerzburg, Germany, ³ L3S Research Center, Hanover, Germany,

⁴ Institute for Sport Sciences, University of Wuerzburg, Wuerzburg, Germany, ⁵ Institute of Health Promotion and Clinical Movement Science, German Sport University Cologne, Cologne, Germany, ⁶ Division of Sports and Rehabilitation Medicine, Ulm University Hospital, Ulm, Germany, ⁷ Institute of Sports Medicine, Prevention and Rehabilitation, Paracelsus Medical University, Salzburg, Austria

OPEN ACCESS

Edited by:

Luca Paolo Ardigo,
University of Verona, Italy

Reviewed by:

Daniel Aggio,
University College London,
United Kingdom
Pantelis Theodoros Nikolaidis,
Hellenic Army Academy, Greece
Beat Knechtle,
Institute of Primary Care, University of
Zurich, Switzerland

*Correspondence:

Billy Sperlich
billy.sperlich@uni-wuerzburg.de

Specialty section:

This article was submitted to
Exercise Physiology,
a section of the journal
Frontiers in Physiology

The aim of this pilot study was to analyze the off-training physical activity (PA) profile in national elite German U23 rowers during 31 days of their preparation period. The hours spent in each PA category (i.e., sedentary: <1.5 metabolic equivalents (MET); light physical activity: 1.5–3 MET; moderate physical activity: 3–6 MET and vigorous intense physical activity: >6 MET) were calculated for every valid day (i.e., >480 min of wear time). The off-training PA during 21 weekdays and 10 weekend days of the final 11-week preparation period was assessed by the wrist-worn multisensory device Microsoft Band II (MSBII). A total of 11 rowers provided valid data (i.e., >480 min/day) for 11.6 week days and 4.8 weekend days during the 31 days observation period. The average sedentary time was 11.63 ± 1.25 h per day during the week and 12.49 ± 1.10 h per day on the weekend, with a tendency to be higher on the weekend compared to weekdays ($p = 0.06$; $d = 0.73$). The average time in light, moderate and vigorous PA during the weekdays was 1.27 ± 1.15 , 0.76 ± 0.37 , 0.51 ± 0.44 h per day, and 0.67 ± 0.43 , 0.59 ± 0.37 , 0.53 ± 0.32 h per weekend day. Light physical activity was higher during weekdays compared to the weekend ($p = 0.04$; $d = 0.69$). Based on our pilot study of 11 national elite rowers we conclude that rowers display a considerable sedentary off-training behavior of more than 11.5 h/day.

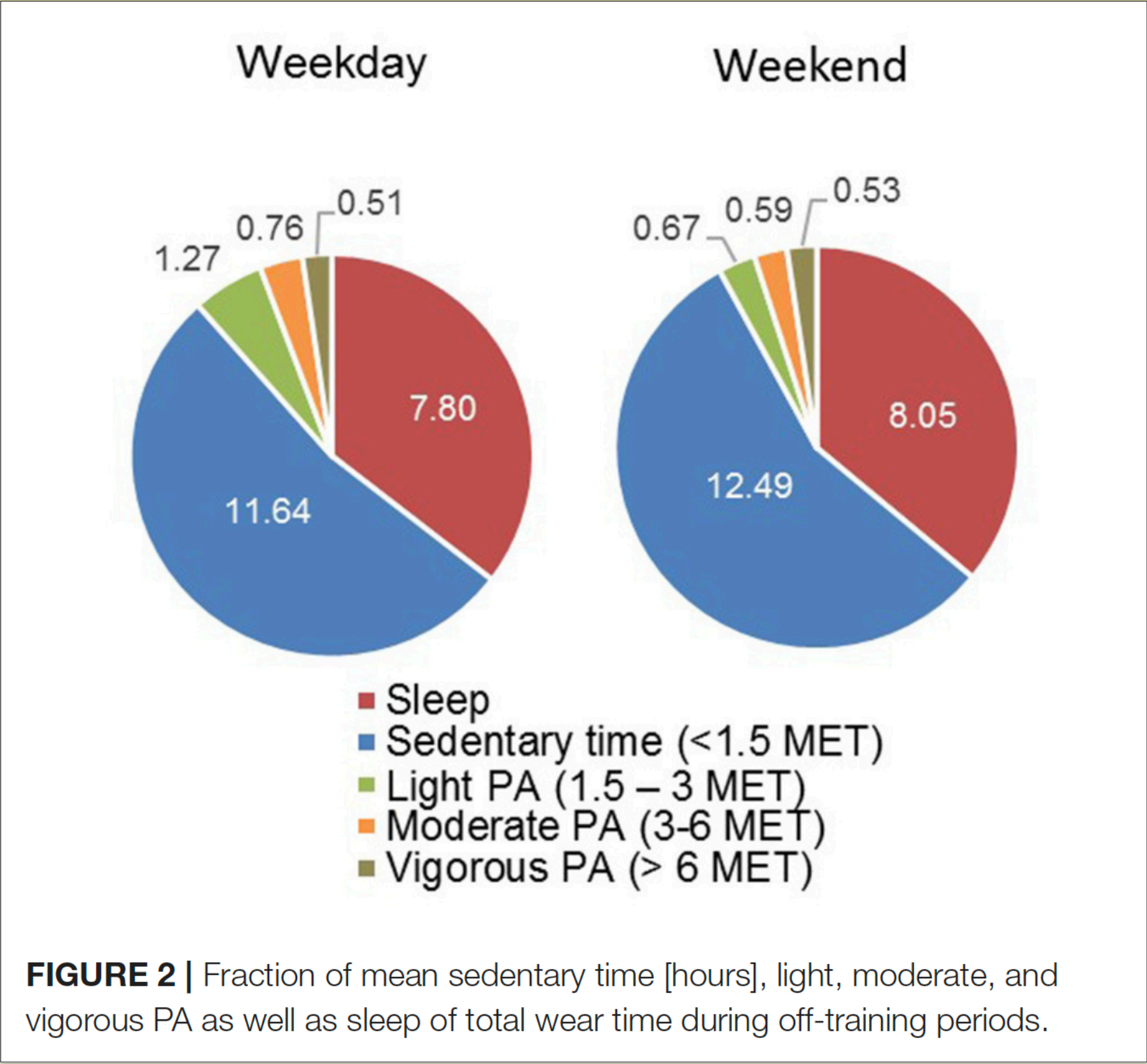
Keywords: accelerometer, microsoft band 2, multi-sensor, recovery, sedentary behavior, wearable

Used device



Band Material	Thermal plastic elastomer silicone vulcanate (TPSiV)
Display Type	AMOLED
Battery Life	48 hours of normal use; advanced functionality like GPS use will impact battery performance
Battery Type	Li-Polymer
Maximum Operating Altitude	-300m to +4877m
Sensors	Optical heart rate sensor 3-axis accelerometer/gyro Gyrometer GPS Ambient light sensor Skin temperature sensor UV sensor Capactive sensor Galvanic skin response Microphone Barometer
Connectivity	Bluetooth 4.0 (Low Energy)
Charge Cable Connector	Custom charge cable

Results



Specific measures

Pedometry features

- waist;
- ->steps

Pedometer kinds

- electromechanical circuit based;
- electromagnetic circuit based;
- uniaxially accelerometric;
- ankle, shoe 1, 2 uni-, biaxially accelerometric

Pedometry issues


- steps (i.e., most common PA kind m.u.) number;
- Japan standard Max e 3%

Specific measures

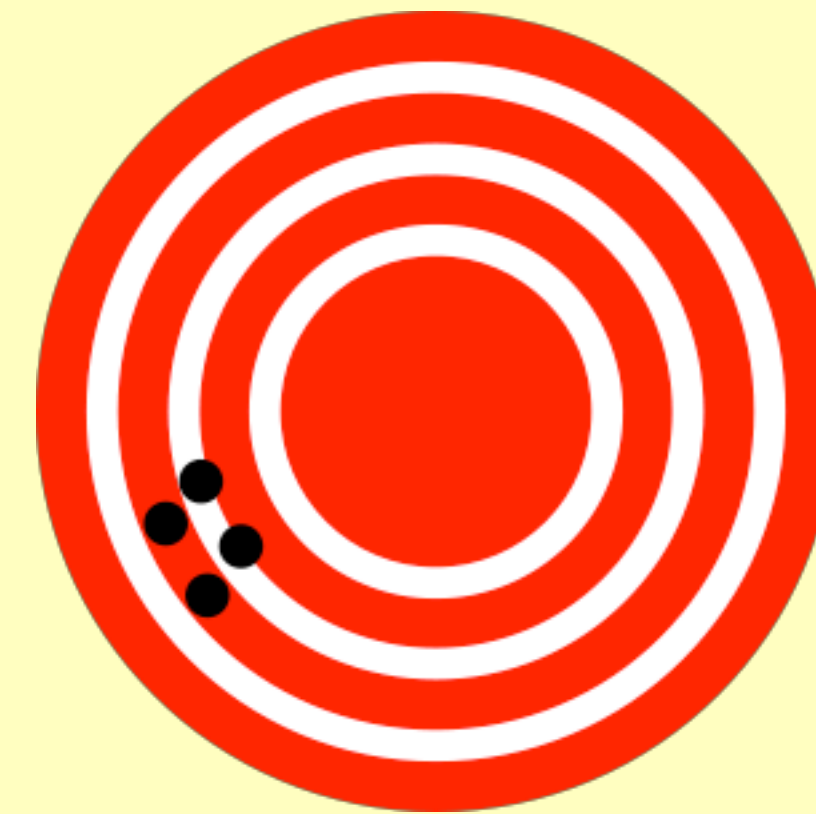
How many steps/day are enough?

- 10,000 (Hatano, 1993);
- Tudor-Locke et al., 2004:
 - <5,000 sedentary lifestyle;
 - 5,000 ÷ 7,499 typical daily activity that does not include exercise or sports and can be defined poorly active;
 - 7,500 ÷ 9,999 includes a bit of extra-work (and/or fatiguing work) and can be defined a little active;
- > 10,000 active lifestyle;
- > 12,500 very active lifestyle

Accuracy and precision



Good accuracy,
poor trueness,
poor precision



Low accuracy,
poor trueness,
good precision

Accuracy and precision

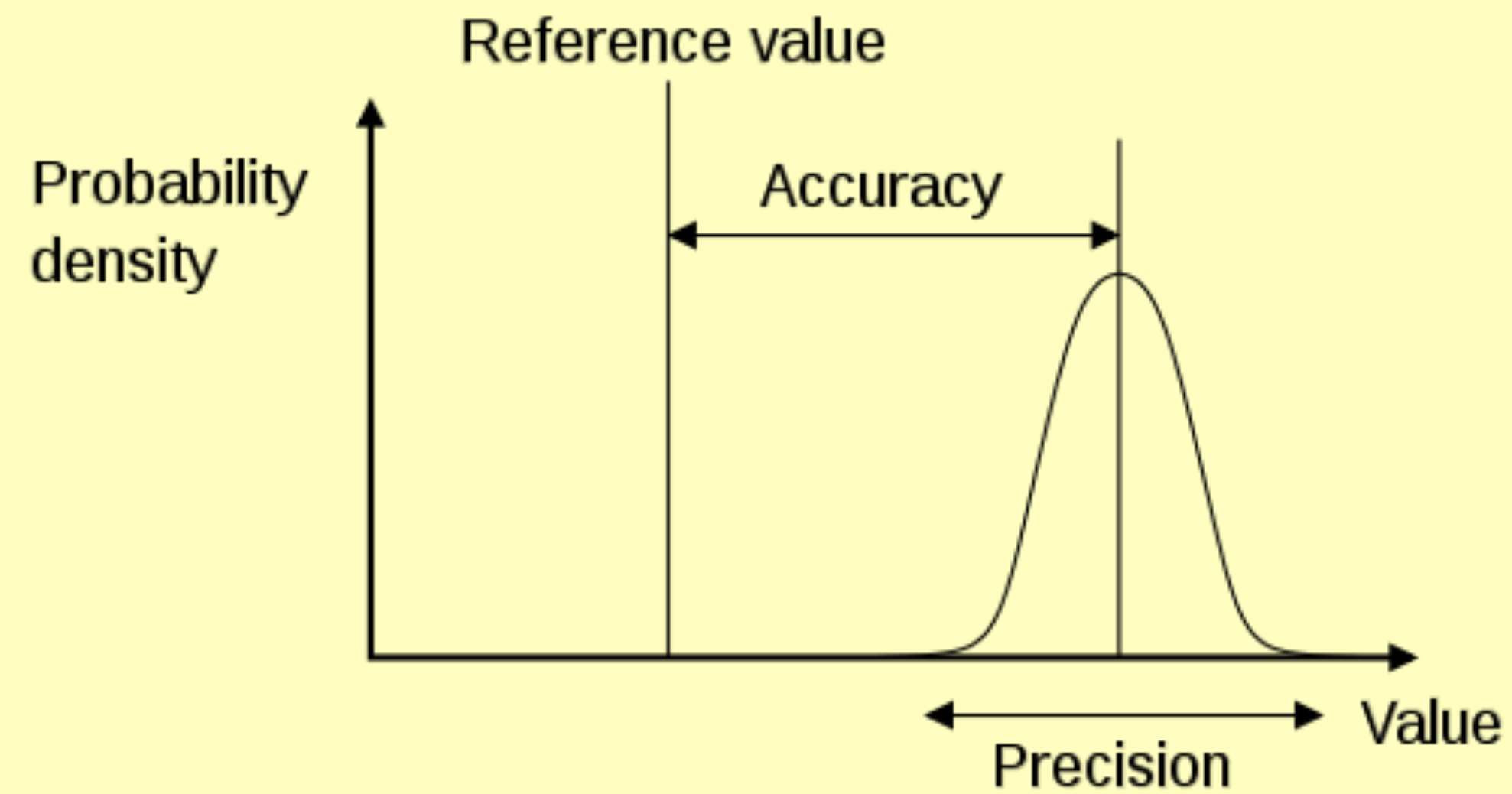


Good accuracy,
poor trueness,
poor precision



Low accuracy,
poor trueness,
good precision

Accuracy and precision



accuracy + precision = trueness

Accuracy, sensitivity, and specificity

The scores used to measure classification quality were accuracy, sensitivity and specificity computed according to the below formulae (TP = True Positive; TN = True Negative; FP = False Positive; FN = False Negative).

$$1. \text{ Accuracy} = \frac{TP+TN}{TP+FP+TN+FN}$$

$$2. \text{ Sensitivity} = \frac{TP}{TP+FN}$$

$$3. \text{ Specificity} = \frac{TN}{TN+FP}$$

Sensitivity and specificity

Sensitivity and **specificity** are statistical measures of the performance of a [binary classification test](#), also known in statistics as [classification function](#):

- **Sensitivity** (also called the **true positive rate**, the [recall](#), or **probability of detection**^[1] in some fields) measures the proportion of positives that are correctly identified as such (e.g. the percentage of sick people who are correctly identified as having the condition).
- **Specificity** (also called the **true negative rate**) measures the proportion of negatives that are correctly identified as such (e.g. the percentage of healthy people who are correctly identified as not having the condition).